

PROTECT HIS HOUSE

FBI Stats on Active Shooter Events

Following information was obtained from:

• <https://www.fbi.gov/file-repository/2023-active-shooter-report-062124.pdf/view>

- In 2023, the FBI designated 48 shootings as active shooter incidents.
- Although incidents decreased by 4% from 2022 (50 incidents), the number of active shooter incidents increased by **60% since 2019**

• <https://www.fbi.gov/file-repository/2023-active-shooter-report-062124.pdf/view>



PROTECT HIS HOUSE

ACTIVE SHOOTER INCIDENTS IN THE UNITED STATES:

In 2021
61

- 243 casualties [103 killed; 140 wounded, excluding the shooter(s)]
- 4 shooters killed/stopped by an armed citizen possessing a valid firearm permit

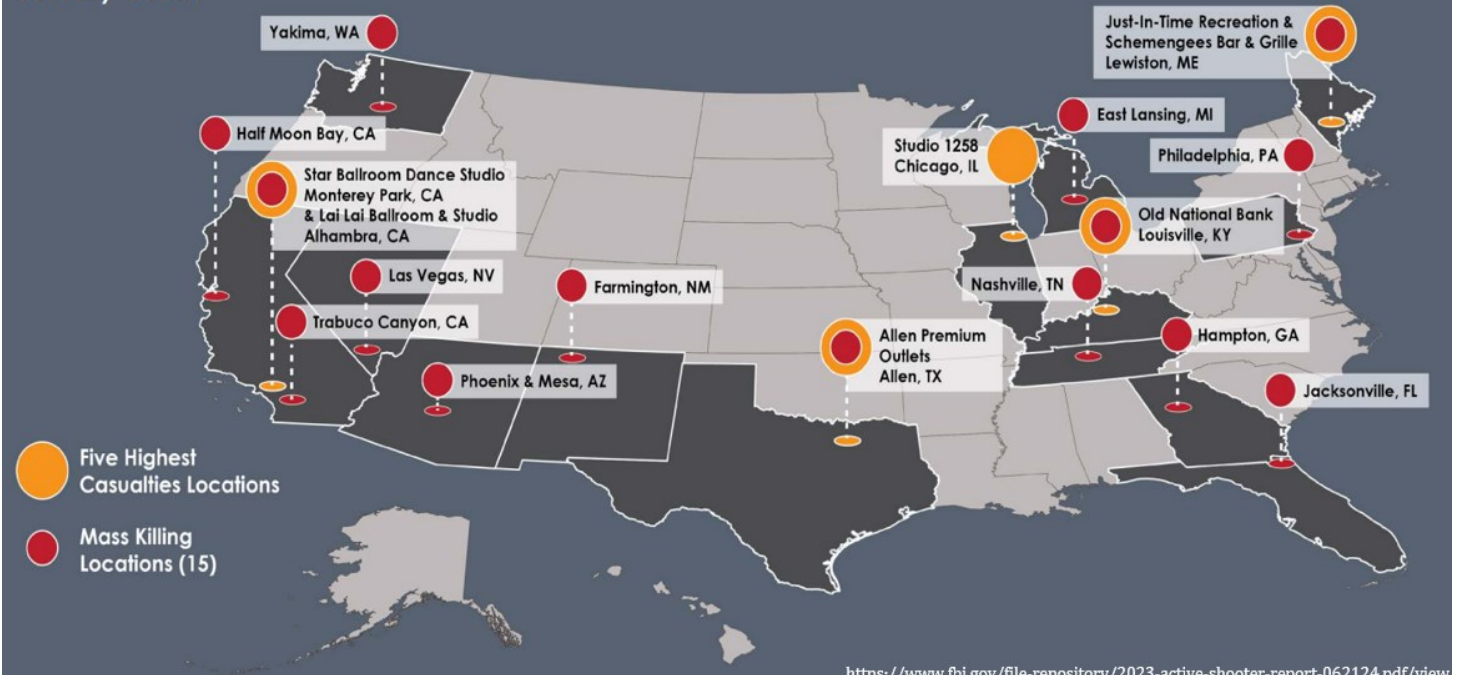
In 2022
50

- 313 casualties [100 killed; 213 wounded, excluding the shooter(s)]
- 8 shooters killed/stopped by an armed citizen possessing a valid firearm permit

In 2023
48

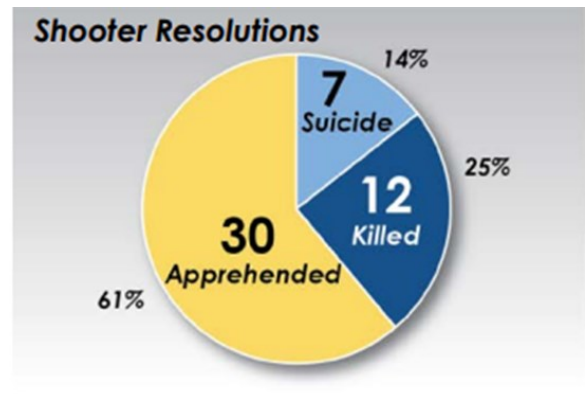
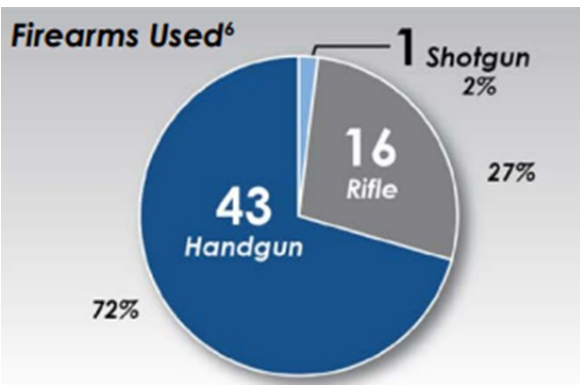
- 244 casualties [105 killed; 139 wounded, excluding the shooter(s)]
- 0 shooters killed/stopped by an armed citizen possessing a valid Firearm Permit

2023 Map Identifying Mass Killings and Five Highest Casualty Counts

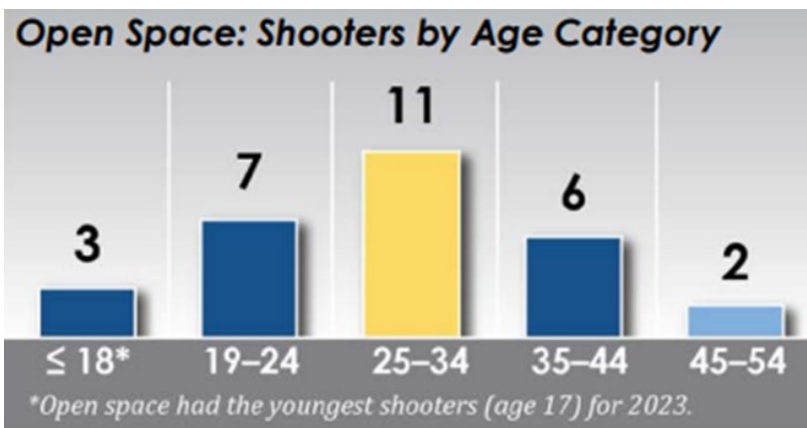


PROTECT HIS HOUSE

In 2023, the FBI recorded 48 Active Shooting Incidents



49
48 male
1 female/
transgender
male

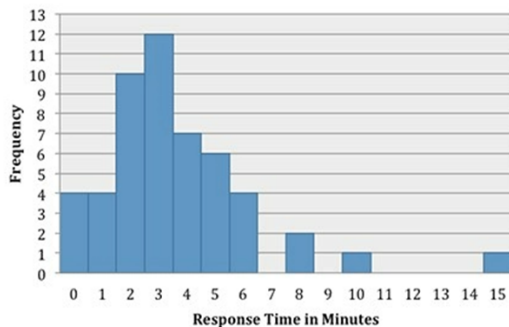




Average Law Enforcement Response Time To Active Shooters Events

Police Response Time to Active Shooter Attacks

This graph shows police response time for active shooter events. For the 51 cases that included the data, the median response time was three minutes—fast by law enforcement standards.



**As of 2023, National Average Response Time
to Emergency Calls**

60% of calls: 6-7 minutes

20% of calls: 11-12 minutes

20% of calls : 15-20 minutes